



PM7 Series (Model PM7M)

4" Copper Path Light

Solid Copper Top with white painted bottom for optimal reflectivity

Dimensions : 4" x 4 -1/2"

Wire Lead: 18/2 landscape cable (includes Quick Connectors)

Lens: Clear shatter resistant lens

Lamp: G4 Bi-pin Lamp, 4 watt LED standard. Optional 2, 3, or 4 watt HO (High Output) LED

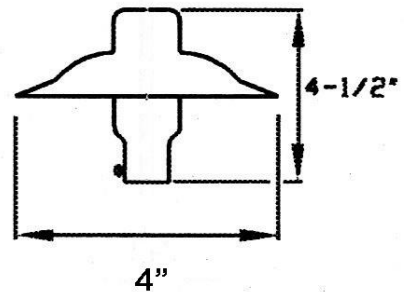
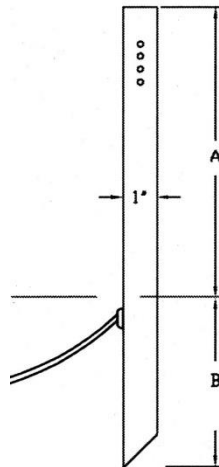
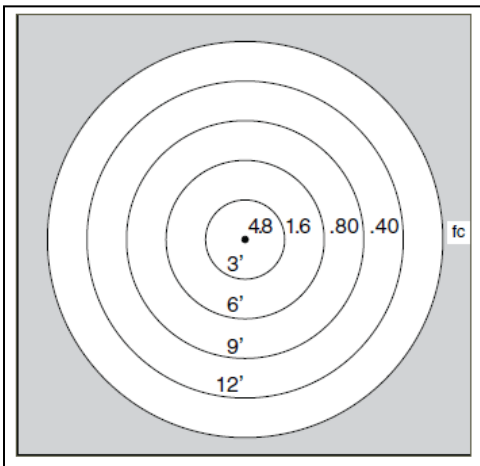
Lamp Base: G4 / G6.35 ceramic holder rated 250V, 1000 watt.

Mount: Standard Power Stake (PS) or optional surface mount. Standard lengths available from 12" to 40".

Finish options include Polished, Brushed Satin, and custom Antique (additional charge applies)



PHOTOMETRICS



Conforms to UL Standard 1838

