

PM5 Series (Model PM5L)

180° Copper Directional Light

Solid Copper Top with white painted bottom for optimal reflectivity. Used with copper Swivel Arm (shown) for adjustable angles

Dimensions : 2-1/8" x 5 -3/4"

Wire Lead: 18/2 landscape cable
(includes Quick Connectors)

Lens: Clear Shatter Resistant Globe

Lamp: G4 Bi-pin Lamp, 4 watt HO (High Output)
LED standard. Optional 2, 3, or 4 watt LED

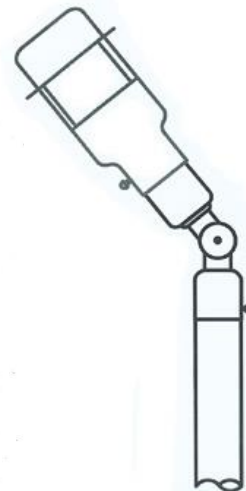
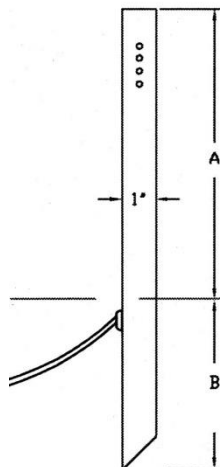
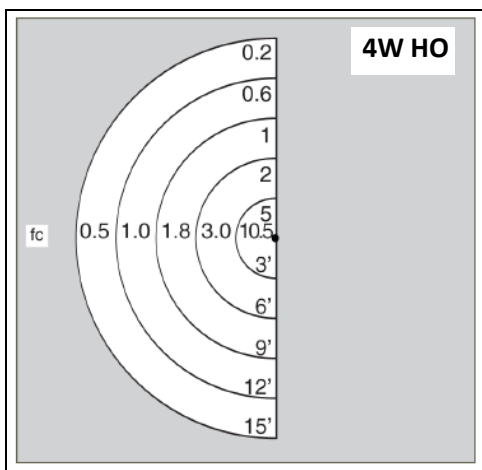
Lamp Base: G4 / G6.35 ceramic holder rated
250V, 1000 watt.

Mount: Standard Ground Stake (GS) or optional
surface mount. Must use SW-ARM with power
socket. Standard lengths available from 9" to 40".

Finish options include Polished, Brushed Satin,
and custom Antique (additional charge applies)



PHOTOMETRICS



**Conforms to UL
Standard 1838**



**Intertek
3182781**