



# PM7 Series (Model PM7)

## 6" Copper Path Light

**Solid Copper** Top with white painted bottom for optimal reflectivity

**Dimensions :** 6" x 4 -1/2"

**Wire Lead:** 18/2 landscape cable (includes Quick Connectors)

**Lens:** Tempered Borosilicate Glass

**Lamp:** G4 Bi-pin Lamp, 2 watt LED standard. Optional 3, 4, or 5 watt LED or chose halogen lamp (35 watt maximum)

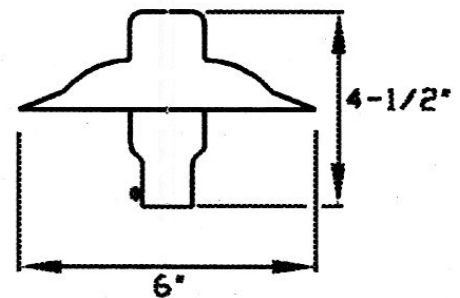
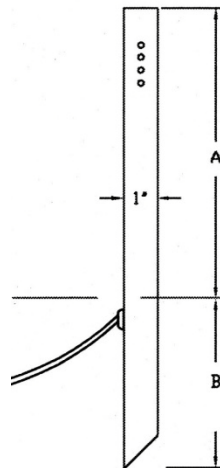
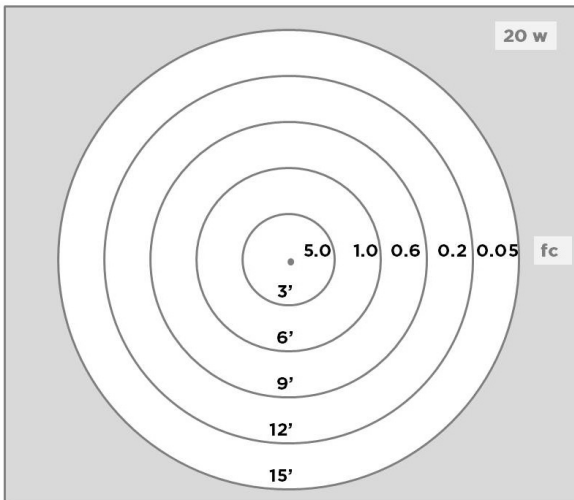
**Lamp Base:** G4 / G6.35 ceramic holder rated 250V, 1000 watt.

**Mount:** Standard Power Stake (PS) or optional surface mount. Standard lengths available from 12" to 40".

**Finish options** include Polished, Brushed Satin, and custom Antique (additional charge applies)



### PHOTOMETRICS



**Conforms to UL Standard 1838**



3182781