

PM1 Series (Model 1H)

Solid Copper Directional Light

Solid Copper Directional Light for lighting trees, walls, and other wash illumination

Dimensions : 3-1/4" x 7-1/8"

Wire Lead: 18/2 landscape cable (includes Quick Connectors)

Lens: Clear Polycarbonate Lens standard on LED fixtures. Lens not available for halogen.

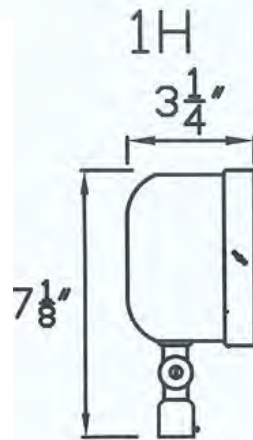
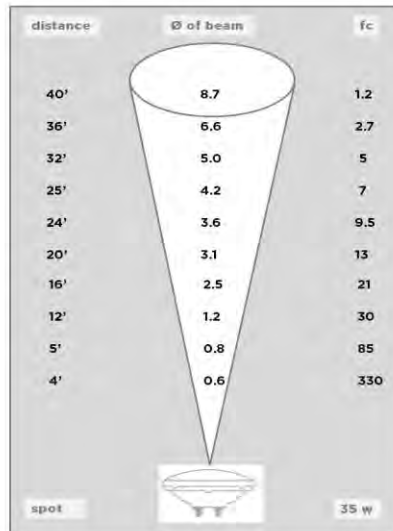
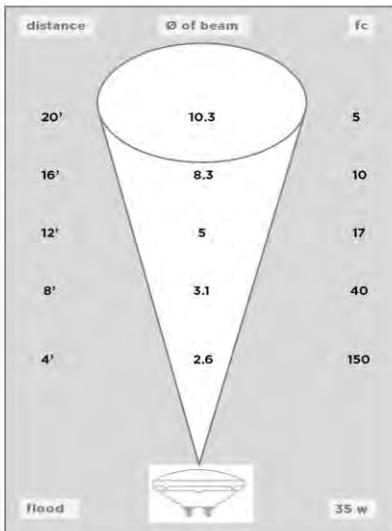
Lamp: Par36 Sealed Lamps, 6 watt LED standard. Optional 9 watt LED or choose halogen lamp (50 watt maximum)

Mount: Standard ground stake (GS) or optional surface mount. Standard lengths available from 9" to 40"

Options: Shields S1H (half- shown), S1HL (half/long), S1F (full), and S1FL (full/long)



PHOTOMETRICS



Conforms to UL Standard 1838



3182781