



# PM7 Series (Model PM7LH)

## 7 1/2" Copper Half Top Path Light

Solid Copper Top with white painted bottom for optimal reflectivity

Dimensions : 7-3/8" x 4-3/8"

Wire Lead: 18/2 landscape cable (includes Quick Connectors)

Lens: Tempered Borosilicate Glass

Lamp: G4 Bi-pin Lamp, 2 watt LED standard. Optional 3, 4, or 5 watt LED or chose halogen lamp (35 watt maximum)

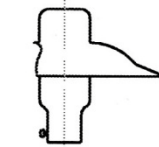
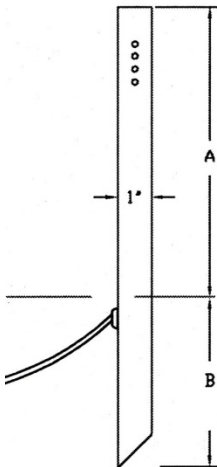
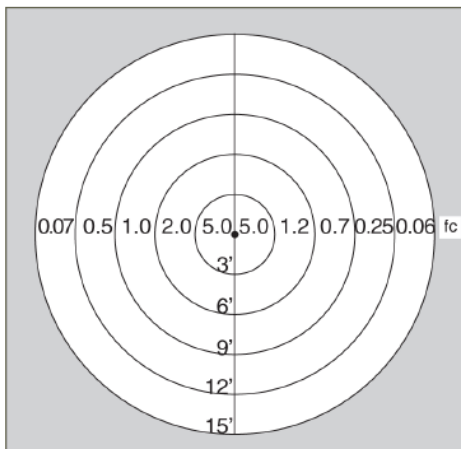
Lamp Base: G4 / G6.35 ceramic holder rated 250V, 1000 watt.

Mount: Standard Power Stake (PS) or optional surface mount. Standard lengths available from 12" to 40".

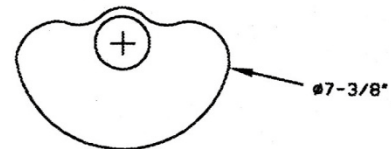
Finish options include Polished, Brushed Satin, and custom Antique (additional charge applies)



### PHOTOMETRICS



PM7LH



TOP VIEW

Conforms to UL Standard 1838



3182781