



PM7 Series (Model PM7H)

6" Copper Half Top Path Light

Solid Copper Top with white painted bottom for optimal reflectivity

Dimensions : 6" x 4 -1/2"

Wire Lead: 18/2 landscape cable (includes Quick Connectors)

Lens: Tempered Borosilicate Glass

Lamp: G4 Bi-pin Lamp, 2 watt LED standard. Optional 3, 4, or 5 watt LED or chose halogen lamp (35 watt maximum)

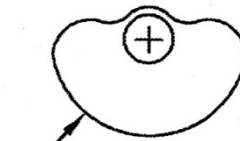
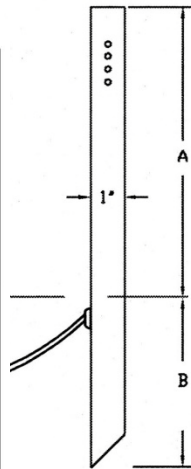
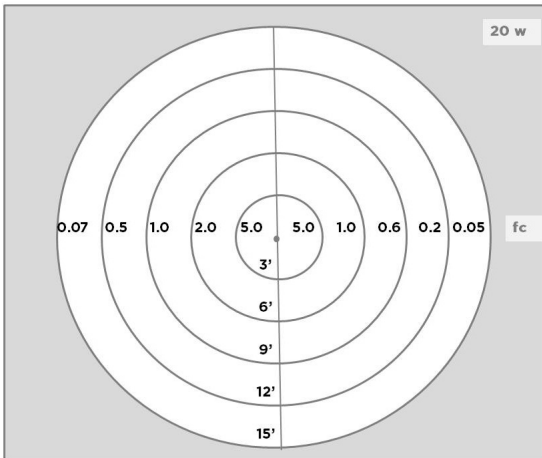
Lamp Base: G4 / G6.35 ceramic holder rated 250V, 1000 watt.

Mount: Standard Power Stake (PS) or optional surface mount. Standard lengths available from 12" to 40".

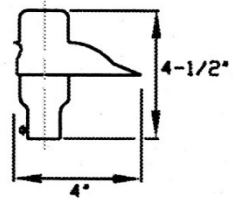
Finish options include Polished, Brushed Satin, and custom Antique (additional charge applies)



PHOTOMETRICS



TOP VIEW



PM7H

Conforms to UL Standard 1838



3182781